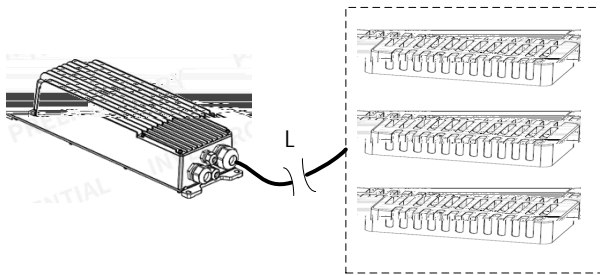
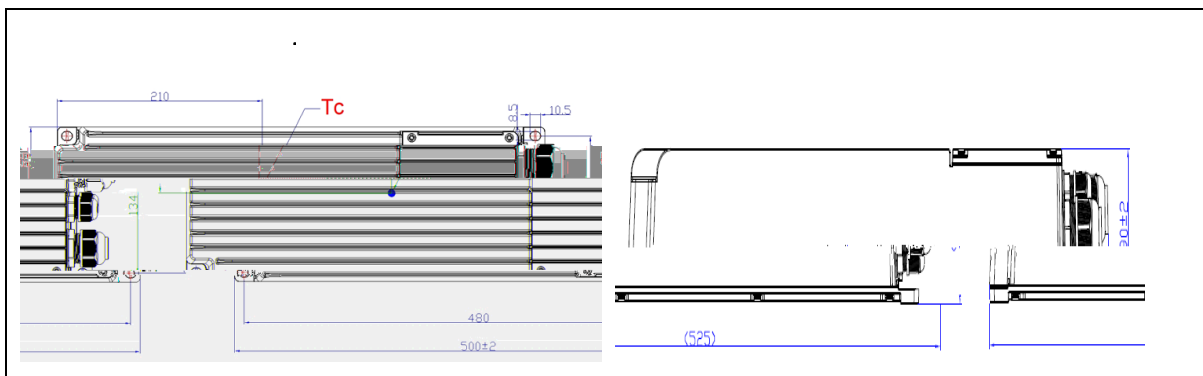



线径	截面积	接头位置	格兰头	长度 (mm)	直径
15-12	1.5-2.5	AC 输入	M25	5.5	13-18
15-12	1.5-2.5	DC 输出	M32	7.5	15-21
2.5	5-10	18-12	0.75-2.5		DALI/DMX M16



$L < 100\text{m}$ 1.5 mm^2
 $100\text{ m} < L < 300\text{m}$: 2.5 mm^2



LED

<https://www.inventronics-co.com/technical-support/>