


THD 10%
 91%
 : 4kV 6kV

Class I

&

IP66

5



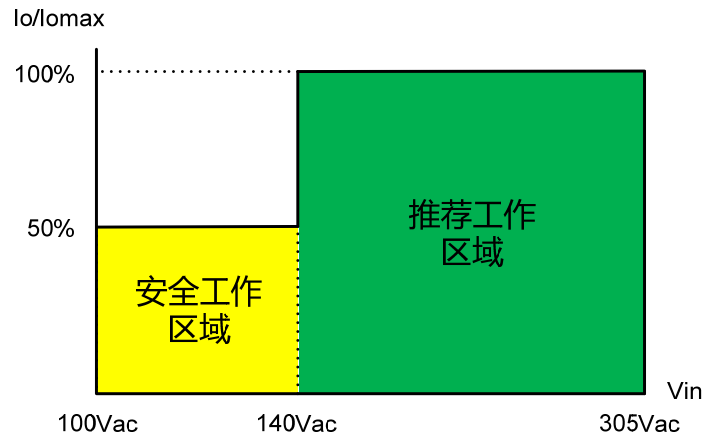
EDC-100S105ST-000x

100W IP66

140-305 Vac

	(1)(2)			(3)	(3)	
700 mA	140 ~ 305 Vac	71 ~ 143 Vdc	100 W	91.0%	0.96	EDC-100S105ST-0007
860 mA	140 ~ 305 Vac	58 ~ 116 Vdc	100 W	90.5%	0.96	EDC-100S105ST-0004
1050 mA	140 ~ 305 Vac	47 ~ 95 Vdc	100 W	90.0%	0.96	EDC-100S105ST

- 1 : 220-240Vac
- 2 100-305Vac 100-140Vac
- 3 220 Vac



	140 Vac	-	305 Vac	
	47 Hz	-	63 Hz	
	-	-	0.70 mA	IEC60598-1; 240Vac/60Hz
	-	-	0.66 A	100% 220Vac
(I ² t)	-	-	0.008 A ² s	220Vac 25 C 10%Ipk-10%Ipk = 42 μs
	0.90	-	-	At 200-277Vac, 50-60Hz, 75%-100% (75-100W)
	-	-	20%	
	-	-	10%	At 220-240Vac, 50-60Hz, 75%-100% (75-100W)

	-8%Io	-	8%Io	100%
	-	-	10%Iomax	100%
EDC-100S105ST-0007 EDC-100S105ST-0004 EDC-100S105ST	- - -	- - -	200 V 200 V 200 V	
	-	-	± 5.0%	100%
	-	-	± 5.0%	

	-	-	0.5 s	220Vac, 75%-100%
	-	0.06%/ C	-	= 0 C~Tc

Cree XLamp XP-G2 220Vac 25°C

@220Vac: EDC-100S105ST-0007 EDC-100S105ST-0004 EDC-100S105ST	89.0% 88.5% 88.0%	91.0% 90.5% 90.0%	- - -	100% 25 2.0%
	-	501,000 Hours	-	220Vac 25 80% (MIL- HDBK-217F)
	-	96,000 Hours	-	220Vac 80% 70°C
	-40°C	-	+90°C	
	-40°C	-	+75 C	5 : 10%RH to 100%RH
	-40°C	-	+85°C	: 5%RH to 100%RH
(L x W x H)	5.71 x 2.66 x 1.44			6.54 x 2.66 x 1.44
(L x W x H)	145 x 67.5 x 36.5			166 x 67.5 x 36.5
	-	730 g	-	

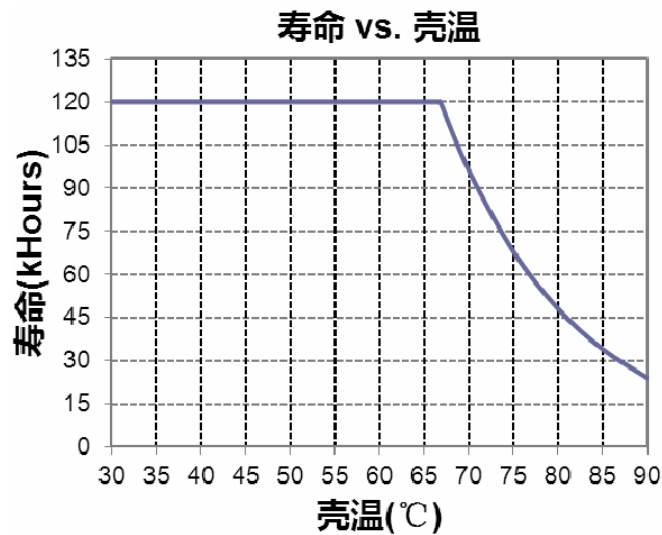
Cree XLamp XP-G2 25°C

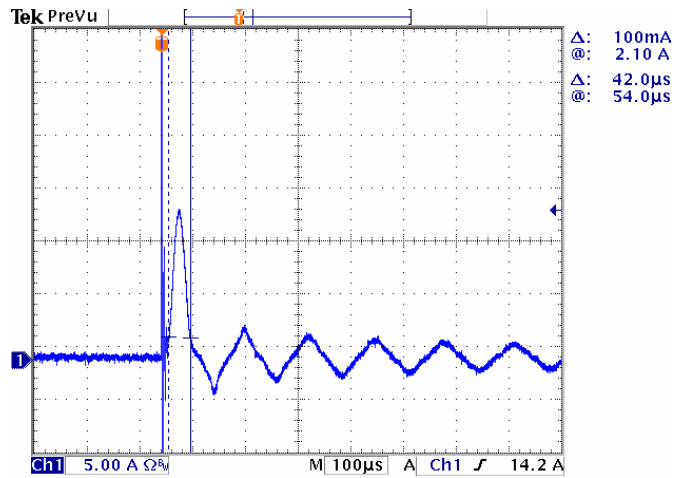
BIS	IS 15885(PART2/SEC13)
CE	EN 61347-1, EN61347-2-13
KS	KS C 7655
EMI	
EN 55015 ⁽¹⁾	Conducted emission Test &Radiated emission Test
EN 61000-3-2	Harmonic current emissions

EMI	
EN 61000-3-3	Voltage fluctuations & flicker
EMS	
EN 61000-4-2	Electrostatic Discharge (ESD): 8 kV air discharge, 4 kV contact discharge
EN 61000-4-3	Radio-Frequency Electromagnetic Field Susceptibility Test-RS
EN 61000-4-4	Electrical Fast Transient / Burst-EFT
EN 61000-4-5	Surge Immunity Test: AC Power Line: line to line 4 kV, line to earth 6 kV
EN 61000-4-6	Conducted Radio Frequency Disturbances Test-CS
EN 61000-4-8	Power Frequency Magnetic Field Test
EN 61000-4-11	Voltage Dips
EN 61547	Electromagnetic Immunity Requirements Applies To Lighting Equipment

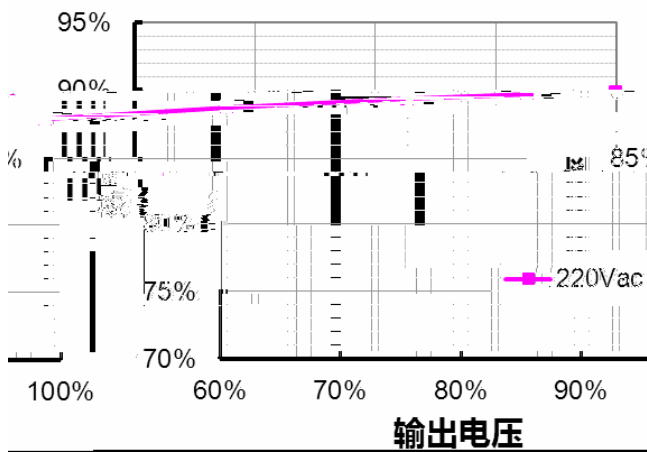
1 EMI

() EMI

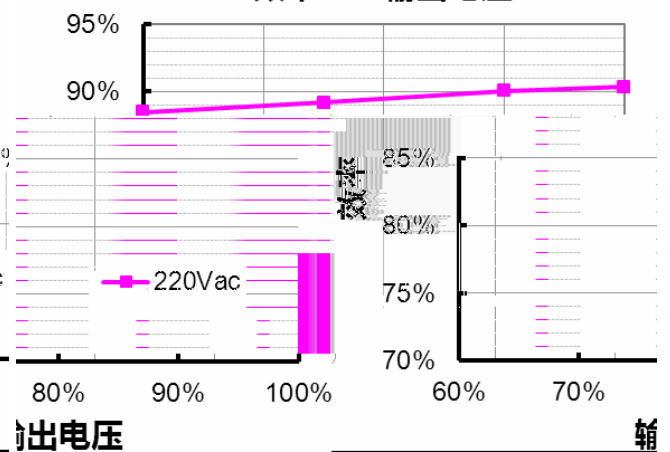




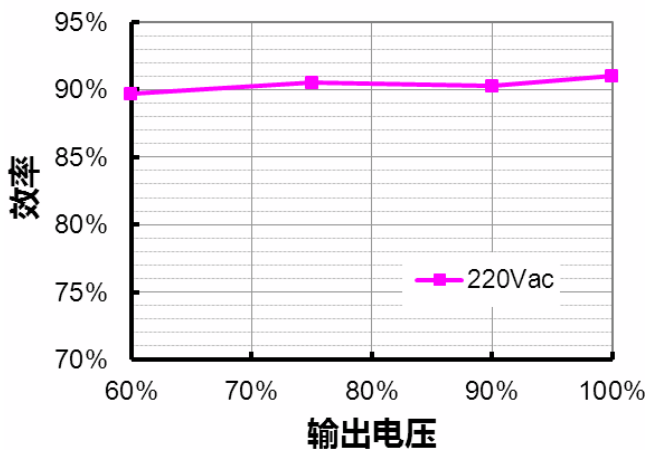
EDC-100S105ST($I_o=1050mA$)
效率 vs. 输出电压

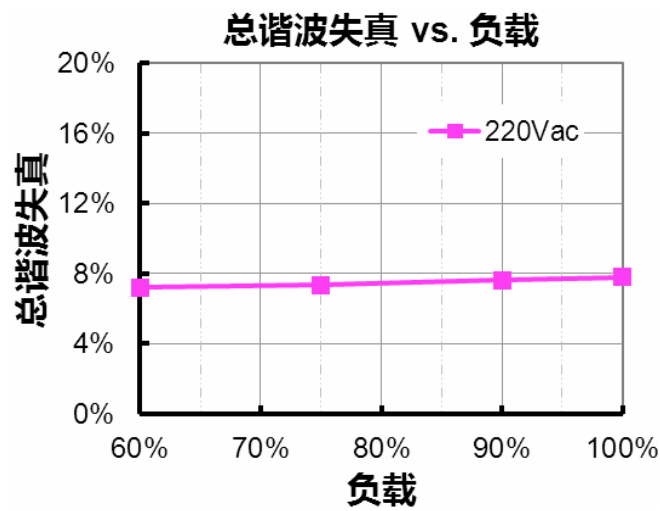
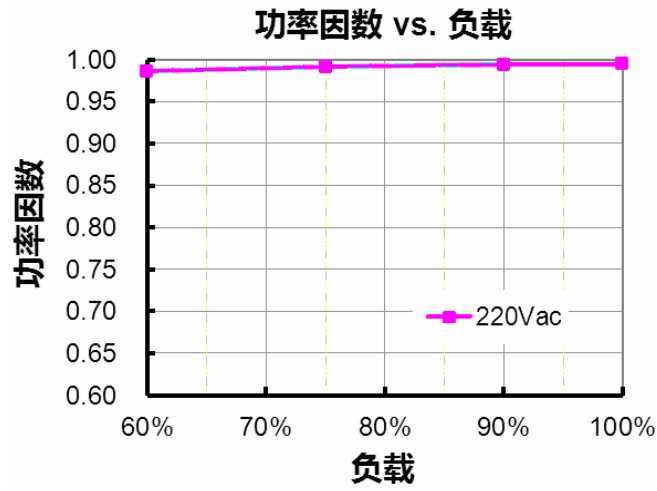


EDC-100S105ST-0004($I_o=860mA$)
效率 vs. 输出电压



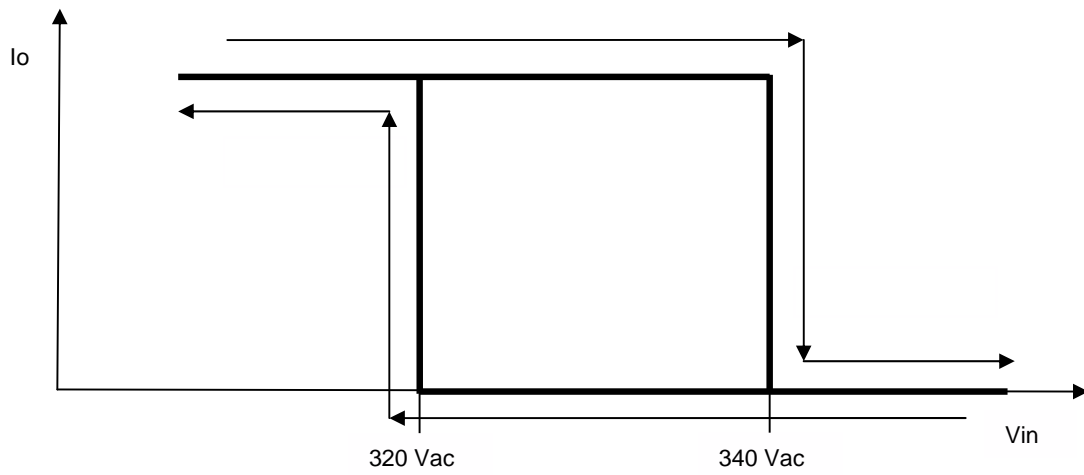
EDC-100S105ST-0007($I_o=700mA$)
效率 vs. 输出电压

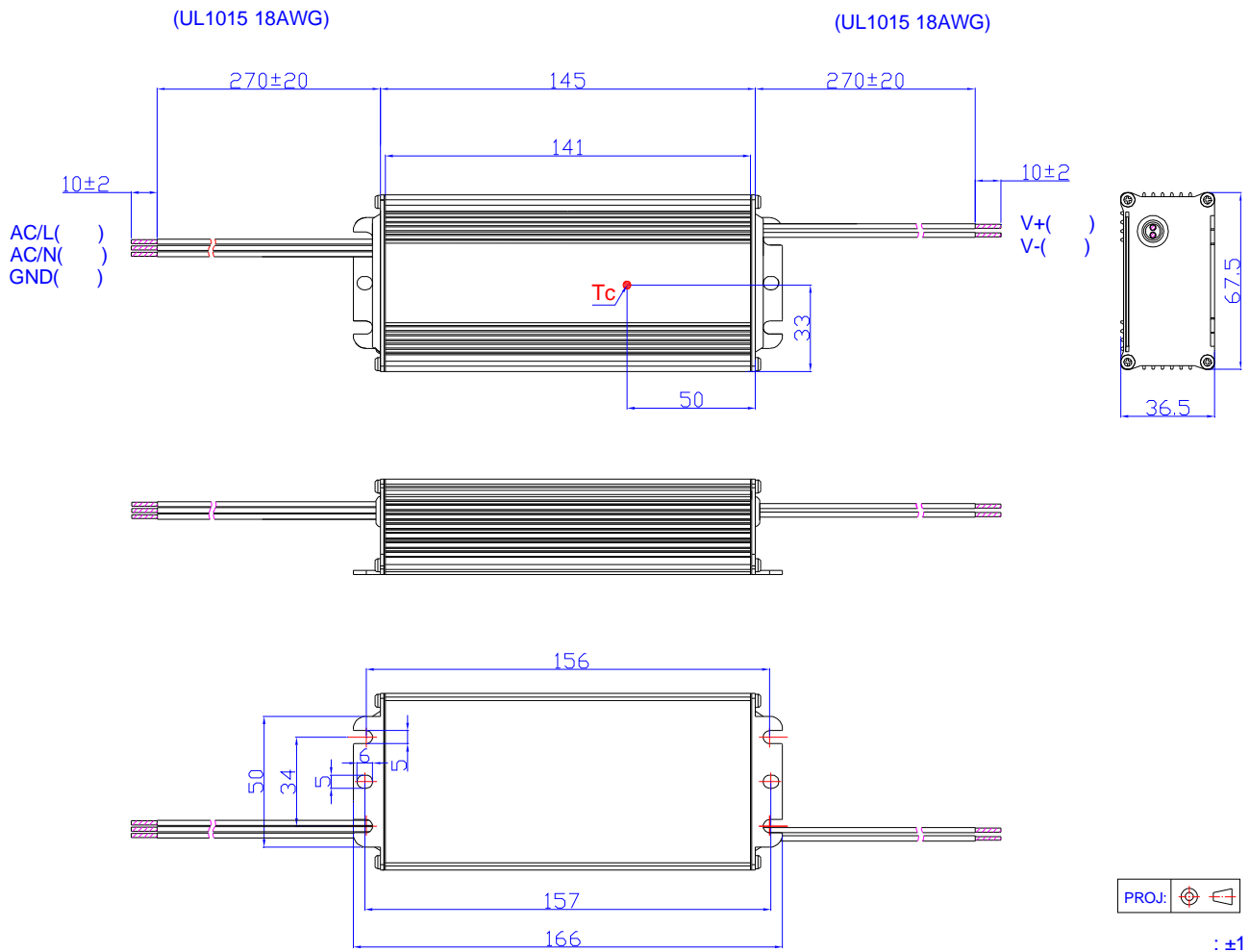




100V					
		320 Vac	340 Vac	360 Vac	
		300 Vac	320 Vac	340 Vac	

		-	-	440 Vac	440Vac	48





RoHs

2011/65/EC

INVENTRONICS

EDC-100S105ST-000x

Rev. A

100W IP66

2017-10-13	A		/	/